

Material Entry Gate

Material Entry Gate

Material Entry Gate

G03

G02

G01

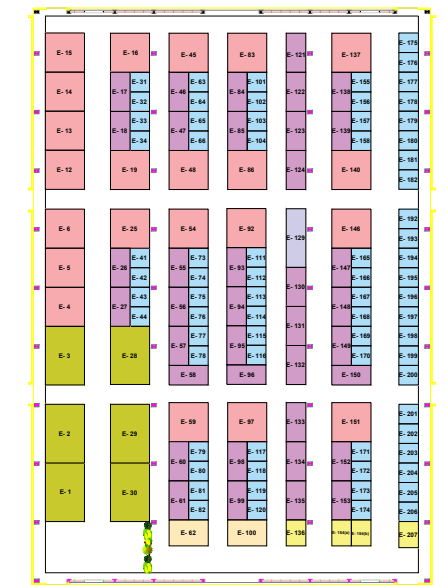
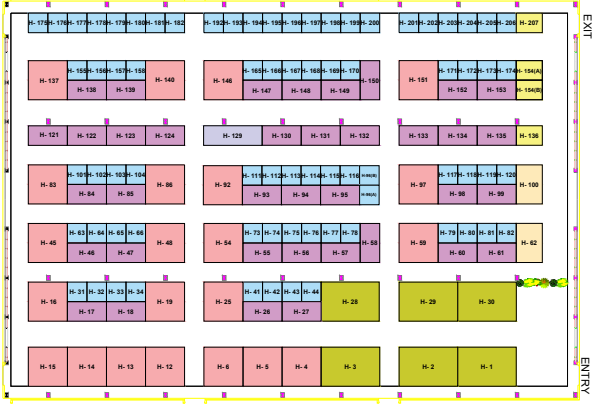
OPEN AREA 7

T-07 R-2

T-08

9M WIDE ROAD


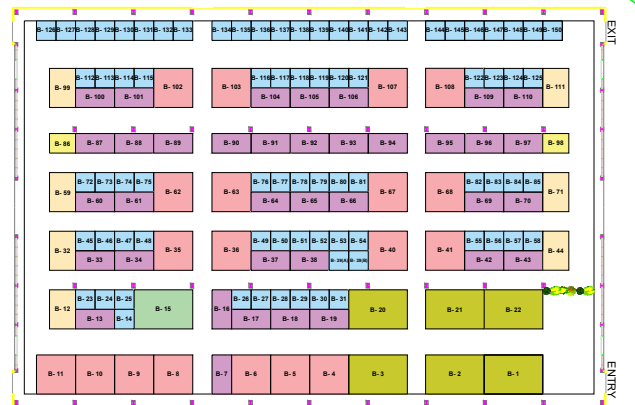
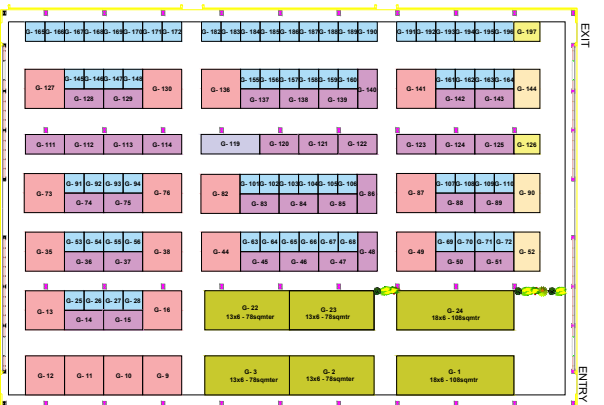
9M WIDE ROAD



9M WIDE ROAD

9M WIDE ROAD

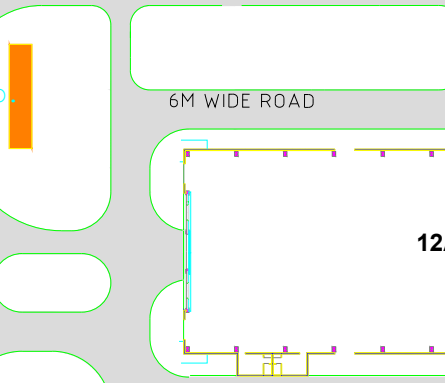
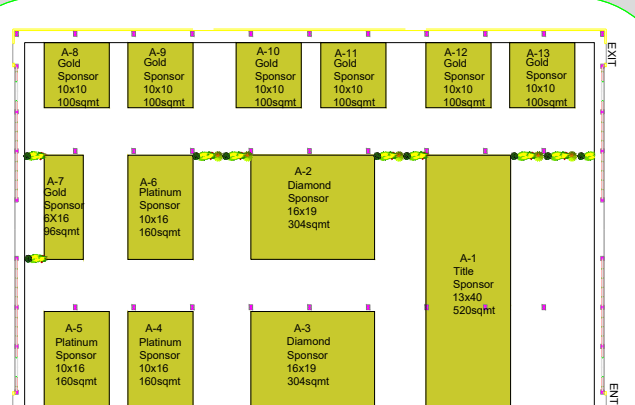
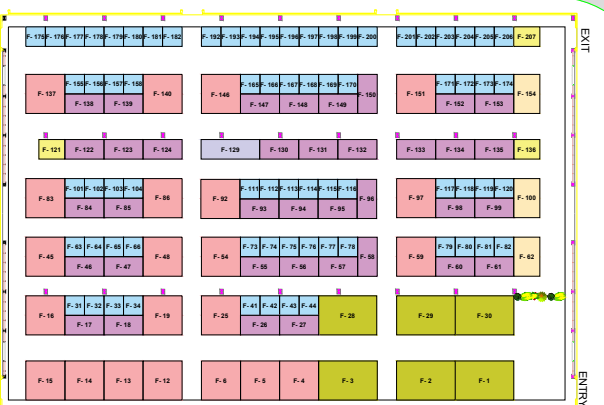
9M WIDE ROAD



9M WIDE ROAD

9M WIDE ROAD

6M WIDE ROAD



7.5M WIDE ROAD

7.5M WIDE ROAD

6M WIDE ROAD

EXISTING 7.5M WIDE ROAD

12M WIDE ROAD

13M WIDE ROAD

13M WIDE ROAD

7.5M WIDE ROAD


EXIT

OPEN AREA 6

ADMIN. BLD.

ENTRY

G09



FOOD COURT

- 9x6 - Sponsor
- 3x3
- 4x3
- 6x3
- 6x4
- 9x3
- 9x6
- HOLD

FOOD COURT



T-10

INFO



T-1



T-1